

East Northamptonshire Racial Incident Reports Jan – Dec 2007

East Northants - Overall					
	Quarter and Year				Total
ORGANISATION	1st January - 31st March 2007	1st April - 30th June 2007	1st July - 30th September 2007	1st October - 31st December 2007	
East Northamptonshire Council	0	1	2	1	4
Education Department	2	10	3	11	26
Rockingham Forest Housing Association	1	0	0	0	1
Wellingborough Police	22	14	15	10	61
Grand Total	25	25	20	22	92

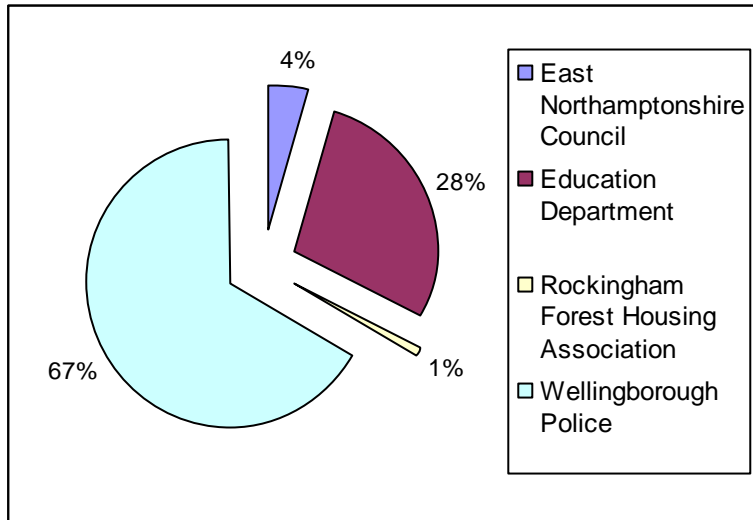
It is evident by analyzing the data from the above table that the majority of reports were received from the Police, followed by the Education Department. However this is not a continued trend as in the previous year (Jan – Dec 2006) the bulk of reports were submitted by the Education Department.

In comparison to the previous year, in Jan – Dec 2007 there has been reductions in the Education hate incident reports by a total of 18. The biggest plummet has been in the 1st quarter and the 3rd quarter.

The Police have been quite active with submitting reports during this period, as a result the total number of hate incidents received for East Northants had risen by 25 reports, the 1st and 2nd quarters showed the largest increase (both quarter's experienced a rise of 9 reports received compared to the previous quarter's in the previous year).

The lack of reports received from East Northamptonshire Council may suggest the need for some front line training sessions on reporting and receiving hate incidents.

East Northants Racial Incident Reports by Agency 2007



**CASEWORK MONITORING REPORT:
Racial Incident Type Summary**

Report for Period 01/01/2007 to 31/12/2007

District: ENC

ENC

Higham Ferrers

Criminal Damage/Arson	3
Letter	2
Leaflets/Posters	1
Verbal Abuse/Threat	16
Other	4
Total for Ward:	26

Irthlingborough

Common Assault	2
Graffiti/Slogan	2
Telephone Call	1
Verbal Abuse/Threat	9
Other	2
Total for Ward:	16

Oundle

Violence with Injuries	1
Verbal Abuse/Threat	1
Total for Ward:	2

Rushden East

Common Assault	1
Criminal Damage/Arson	3
Graffiti/Slogan	1
Violence with Injuries	1
Verbal Abuse/Threat	12
Other	2
Total for Ward:	20

Rushden North

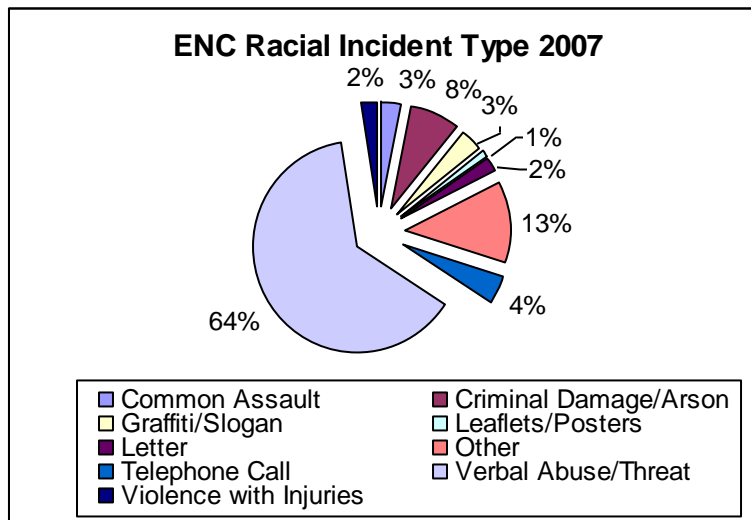
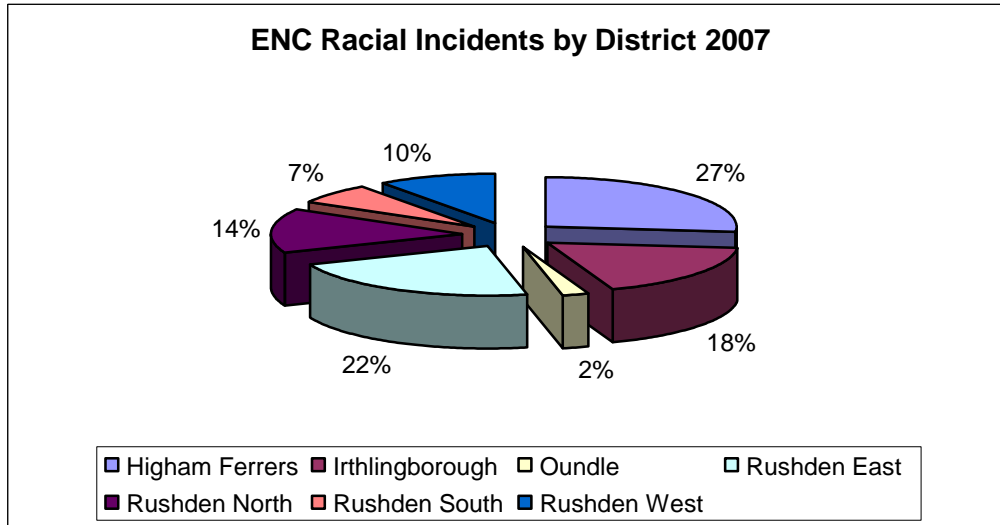
Criminal Damage/Arson	1
Telephone Call	1
Verbal Abuse/Threat	10
Other	1
Total for Ward:	13

Rushden South

Telephone Call	2
Verbal Abuse/Threat	3
Other	1
Total for Ward:	6

Rushden West

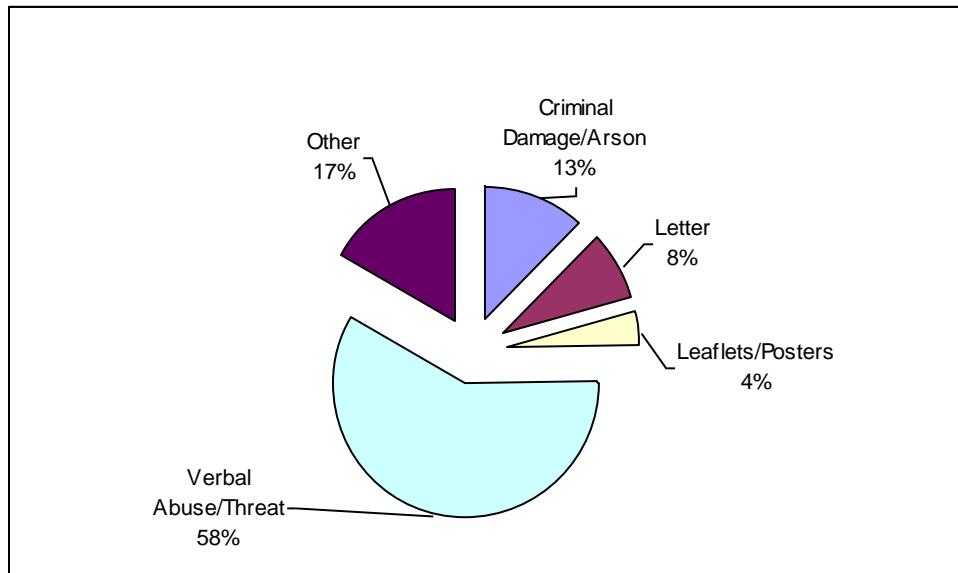
Verbal Abuse/Threat	8
Other	1
Total for Ward:	9
Total for District:	92



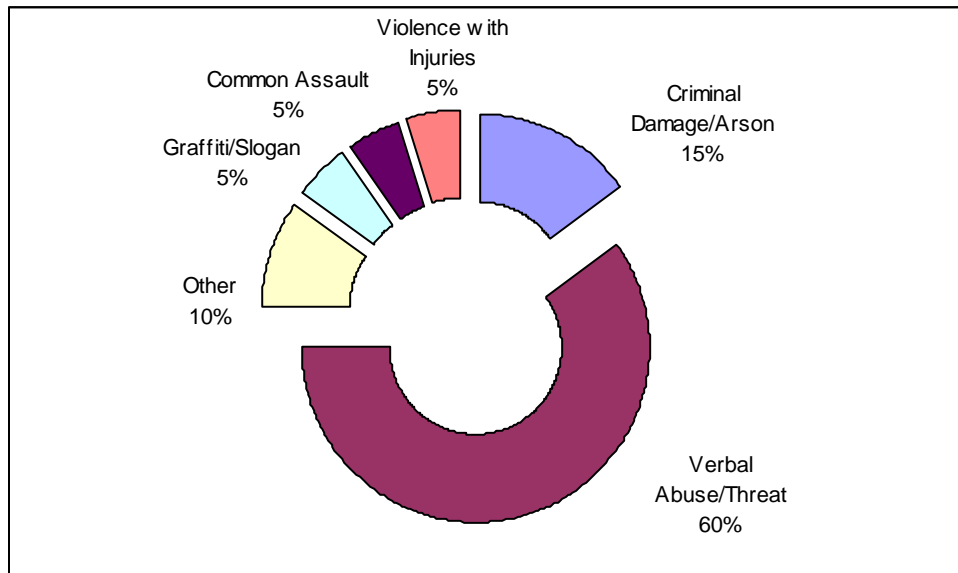
The Rushden wards collectively make up 53% of the total reports received for East Northants. From the data above it is noticeable that the top three districts with the highest recorded Hate Crimes are:

- 1) Higham Ferrers 26
- 2) Rushden East 20
- 3) Irthlingborough 16

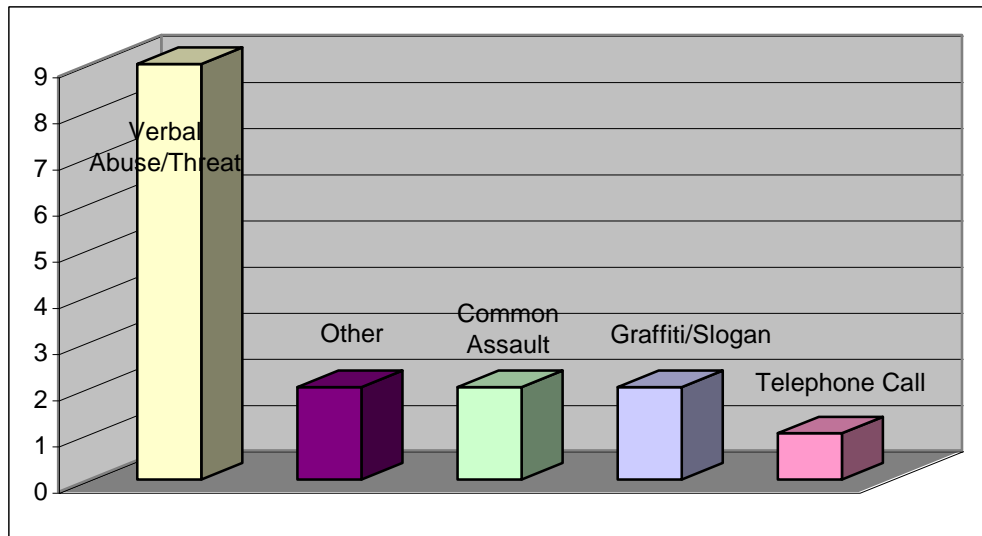
Higham Ferrers Type of Incident 2007



Rushden East Type of Incident 2007



Irthlingborough Type of Incident 2007



The past few years the highest number of reports received were from Rushden North, however during this period the majority of reports received came from Higham Ferrers (an increase in 8 reports compared to last year). The reports from Rushden North fell by 12. Within Jan – Dec 2007, East Northants experienced a rise in hate incidents reported from Rushden East by 9 reports, and Irthlingborough had an increase of 4 reports in comparison to the previous year. Overall the total number of hate incidents received for Jan – Dec 2007 increased by 4% than the previous year.